

Features

- Multiturn / Cermet / Industrial / Sealed
- 5 terminal styles
- Tape and reel packaging available
- Chevron seal design
- [Listed on the QPL](#) for style RJ24 per MIL-R-22097 and RJR24 per High-Rel Mil-R-39035

- [Mounting hardware](#) available (H-117P)
- Lead free version available

3296 - 3/8 " Square Trimming Potentiometer

Electrical Characteristics

Standard Resistance Range
10 ohms to 2 megohms
 (see standard resistance table)
 Resistance Tolerance±10 % std.
 (tighter tolerance available)
 Absolute Minimum Resistance
1 % or 2 ohms max.
 (whichever is greater)
 Contact Resistance Variation
1.0 % or 3 ohms max.
 (whichever is greater)
 Adjustability
 Voltage±0.01 %
 Resistance±0.05 %
 ResolutionInfinite
 Insulation Resistance500 vdc.
 1,000 megohms min.
 Dielectric Strength
 Sea Level900 vac
 70,000 Feet350 vac
 Effective Travel25 turns nom.

Environmental Characteristics

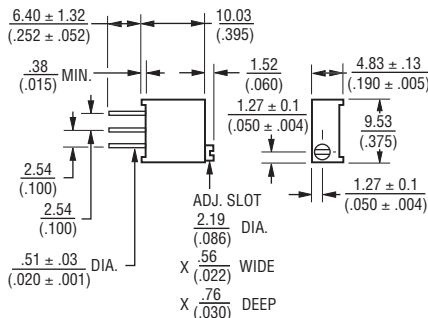
Power Rating (300 volts max.)
 70 °C0.5 watt
 125 °C0 watt
 Temperature Range
-55 °C to +150 °C
 Temperature Coefficient±100 ppm/°C
 Seal Test85 °C Fluorinert*
 HumidityMIL-STD-202 Method 103
 96 hours
 (2 % ΔTR, 10 Megohms IR)
 Vibration20 G (1 % ΔTR; 1 % ΔVR)
 Shock100 G (1 % ΔTR; 1 % ΔVR)
 Load Life
1,000 hours 0.5 watt @ 70 °C
 (3 % ΔTR; 3 % or 3 ohms,
 whichever is greater, CRV)
 Rotational Life200 cycles
 (4 % ΔTR; 3 % or 3 ohms,
 whichever is greater, CRV)

Physical Characteristics

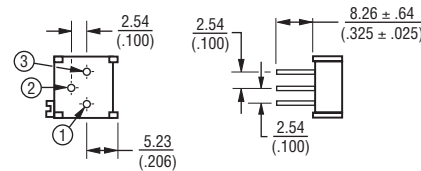
Torque3.0 oz-in. max.
 Mechanical StopsWiper idles
 TerminalsSolderable pins
 Weight0.03 oz.
 MarkingManufacturer's
 trademark, resistance code,
 wiring diagram, date code,
 manufacturer's model
 number and style
 Wiper50 % ±10 %
 FlammabilityU.L. 94V-0
 Standard Packaging50 pcs. per tube
 Adjustment ToolH-90

*"FLUORINERT" IS A REGISTERED TRADEMARK OF 3M CO.

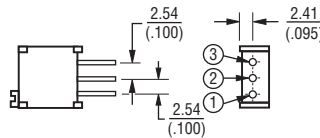
Common Dimensions



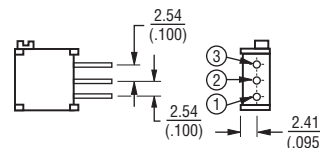
3296P



3296W



3296X



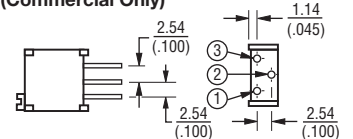
How to Order

3296 W - 1 - 103 LF

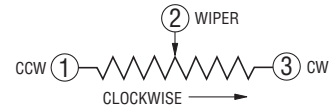
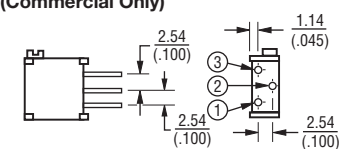
Model _____
 Style _____
 Standard or Modified Product Indicator
 -1 = Standard Product
 Resistance Code _____
 Packaging Designator _____
 Blank = Tube (Standard)
 R = Tape and Reel (X and W Pin Styles Only)
 A = Ammo Pack (X and W Pin Styles Only)
 Terminations _____
 LF = 100 % Tin-plated (lead free)
 Blank = 90 % Tin / 10 % Lead-plated

Consult factory for other available options.

3296Y (Commercial Only)



3296Z (Commercial Only)



TOLERANCES: ± 0.25 (.010) EXCEPT WHERE NOTED

DIMENSIONS ARE: $\frac{\text{MM}}{\text{(INCHES)}}$

Standard Resistance Table

Resistance (Ohms)	Resistance Code
10	100
20	200
50	500
100	101
200	201
500	501
1,000	102
2,000	202
5,000	502
10,000	103
20,000	203
25,000	253
50,000	503
100,000	104
200,000	204
250,000	254
500,000	504
1,000,000	105
2,000,000	205

Popular values listed in boldface. Special resistances available.

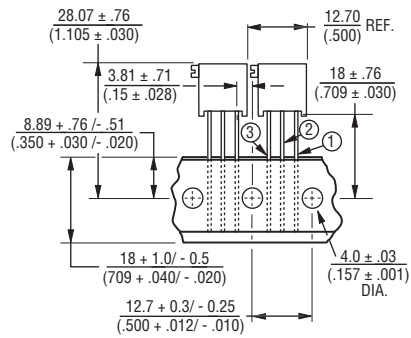
Specifications are subject to change without notice. Customers should verify actual device performance in their specific applications.

3296 - 3/8 " Square Trimming Potentiometer

BOURNS®

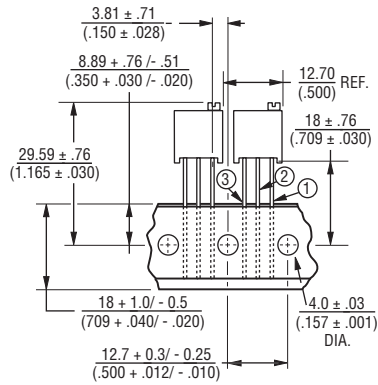
Packaging Specifications

SIDE ADJUST 3296X-1



ALL PINS IN-LINE ON $\frac{2.54}{(.100)}$ CENTER
 DIMENSIONS: $\frac{\text{MM}}{\text{(INCHES)}}$
 1000/REEL/BOX

TOP ADJUST 3296W-1



ALL PINS IN-LINE ON $\frac{2.54}{(.100)}$ CENTER
 DIMENSIONS: $\frac{\text{MM}}{\text{(INCHES)}}$
 1000/REEL/BOX

Meets EIA Specification 468.

This datasheet has been downloaded from:

www.DatasheetCatalog.com

Datasheets for electronic components.