


















Cables & Connectors

Neo ECO C

Neo ECO 620C

Type	+12V Rail	Dist.	Connector # 1	Dist.	Connector # 2	Dist.	Connector # 3	Dist.	Connector # 4
Fixed	+12V ₁	550 mm	 24(20+4)-pin Motherboard	-	-	-	-	-	-
Fixed	+12V ₁	650 mm	 8(4+4)-pin CPU	-	-	-	-	-	-
Fixed	+12V ₁	550 mm	 8(6+2)-pin PCI-Express	-	-	-	-	-	-
Fixed	+12V ₁	550 mm	 8(6+2)-pin PCI-Express	-	-	-	-	-	-
Fixed	+12V ₁	550 mm	 SATA	700 mm	 SATA	850 mm	 SATA	-	-
Fixed	+12V ₁	550 mm	 SATA	700 mm	 SATA	850 mm	 SATA	-	-
Fixed	+12V ₁	550 mm	 PATA (Molex)	700 mm	 PATA (Molex)	850 mm	 PATA (Molex)	-	-
Fixed	+12V ₁	550 mm	 PATA (Molex)	700 mm	 PATA (Molex)	850 mm	 PATA (Molex)	1000 mm	 FDD (Floppy)

Distances measured from PSU.

Rev. 20130902

© 2013 Antec, Inc. All rights reserved.
Specifications are subject to change without prior notice. Actual products and accessories may differ from illustrations. Omissions and printing errors excepted.
Content of delivery might differ in different countries or areas. Some trademarks may be claimed as the property of others.